



**SUBMITTAL DATA – CASSETTE TYPE
LISH036000U432 - LICH4036160U432
SINGLE ZONE INVERTER MINI-SPLIT HEAT PUMP**

Job: _____
Location: _____
Schedule No.: _____
System Designation: _____

Engineer: _____
Architect: _____
Date: _____

FEATURES

Outdoor Unit: **LISH036000U432**
Outdoor Unit Cat Number: **19V88**

Indoor Unit: **LICH4036160U432**
Indoor Unit Cat Number: **19V72**



- DC Inverter Compressor
- DC ODU Motor



- Auto Restart
- 360° Airflow
- DC IDU Motor
- Easy Installation
- Washable Filter

PIPING

| | |
|------------------------------------------------------------------|----------------|
| Line Set and Elevation Guidelines | |
| Maximum Line Set Length ft. (m) | 164 ft. (50 m) |
| Maximum Elevation - Outdoor Unit Below/Above Indoor Unit ft. (m) | 82 ft. (25 m) |
| Liquid Line Set Diameter (in.) | 3/8" |
| Gas Line Set Diameter (in.) | 5/8" |

PRODUCT WARRANTY

5 Year Limited Warranty*

OPTIONAL ACCESORIES

Wired Control (20U46, XK117)

WIFI Module (20U43, ME31-00/C4)



NOTE – Due to Lennox' ongoing commitment to quality, Specifications, Ratings, and Dimensions are subject to change without notice and without incurring liability. Improper installation, adjustment, alteration, service or maintenance can cause property damage or personal injury. Installation and service must be performed by a qualified installer and servicing agency



SUBMITTAL DATA – CASSETTE TYPE
LISH036000U432 - LICH4036160U432
SINGLE ZONE INVERTER MINI-SPLIT HEAT PUMP

OUTDOOR SPECIFICATIONS

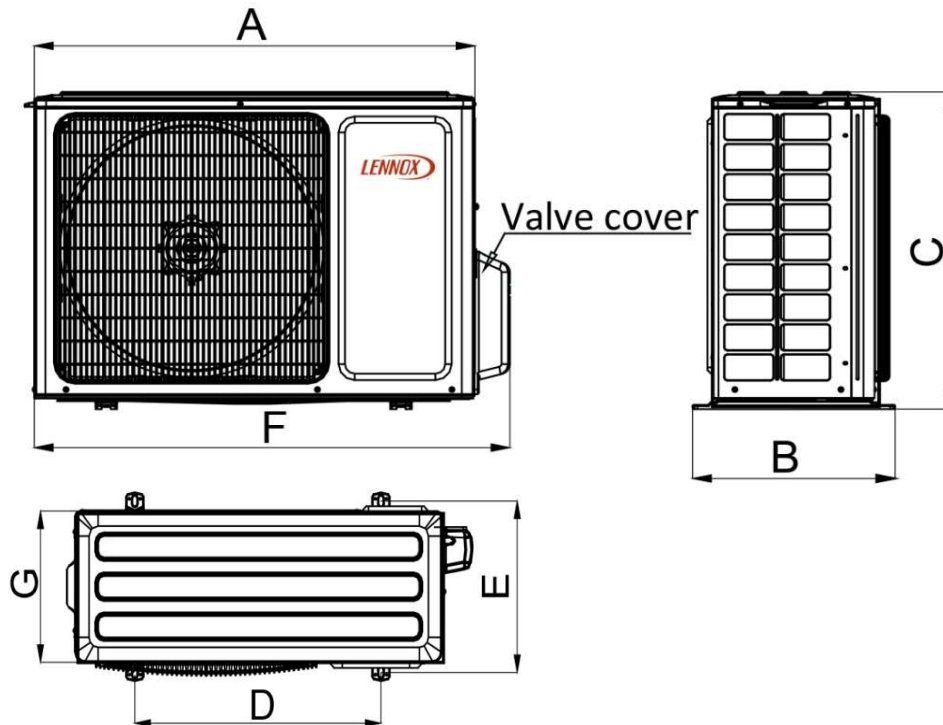
| PERFORMANCE | |
|-------------------------------------|--------------------------|
| Cooling Capacity (Btu/h) | 34,500 |
| EER(W/W) | 2.97 |
| SEER(BTUH/W) | 16 |
| Heating Capacity (Btu/h) | 37,500 |
| HSPF | 9 |
| | |
| Outdoor Fan Total Air Volume (CFM) | 2,354 |
| Ambient Temperature Operating Range | |
| Cooling | 5°F(-15°C) - 118°F(48°C) |
| Heating | 5°F(-15°C) - 75°F(24°C) |
| ELECTRICAL DATA | |
| Power Supply (V/Hz/ϕ) | 220-240-50/60-1 |
| Minimum Circuit Ampacity (A) | / |
| Maximum Overcurrent Protection (A) | / |
| Outdoor Fan Motor FLA (A) | .89 |
| Compressor RLA (A) | 11 |
| No. of Compressors | 1 |

| GENERAL DATA | |
|------------------------------------|--------------------|
| Connection Ratio (%) | 100% |
| Max. # of Indoor Units | 1 |
| Sound Data (dBA) - Cooling/Heating | 55 |
| Refrigerant type | R-410A |
| Factory refrigerant charge | 5.39 lbs. 86.2 oz. |

| DIMENSIONS | | |
|----------------------|--------|-------|
| Unit Dimensions (in) | Height | 31.1 |
| | Width | 36.2 |
| | Depth | 14.6 |
| Shipping Weight (lb) | | 145.5 |
| Net Weight (lb) | | 134.5 |

NOTES
Cooling and Heating Capacity data is rated at the following conditions:
Cooling: 80°FDB / 67°FWB Indoor, 95°FDB/ 75°FWB Outdoor
Heating: 68°FDB / 59°FWB Indoor, 45°FDB/ 43°FWB Outdoor

OUTDOOR DIMENSIONAL DRAWINGS - INCHES (MM)



| ODU | UNIT | A | B | C | D | E | F | G |
|-----|------|------|------|------|------|------|------|------|
| 36K | mm | 920 | 427 | 790 | 610 | 395 | 1002 | 370 |
| | inch | 36.2 | 16.8 | 31.1 | 24.0 | 15.6 | 39.4 | 14.6 |

NOTE – Due to Lennox’ ongoing commitment to quality, Specifications, Ratings, and Dimensions are subject to change without notice and without incurring liability. Improper installation, adjustment, alteration, service or maintenance can cause property damage or personal injury. Installation and service must be performed by a qualified installer and servicing agency



**SUBMITTAL DATA – CASSETTE TYPE
LISH036000U432 - LICH4036160U432
SINGLE ZONE INVERTER MINI-SPLIT HEAT PUMP**

INDOOR SPECIFICATIONS

PERFORMANCE

| | | |
|-------------------------------------|--------|-----|
| Airflow (CFM) | Turbo | 883 |
| | High | 853 |
| | Medium | 795 |
| | Low | 706 |
| External Static Pressure (in. w.g.) | | - |
| Sound Pressure (dBA) | Turbo | 50 |
| | High | 48 |
| | Medium | 46 |
| | Low | 42 |

ELECTRICAL DATA

| | |
|-----------------------|-----------------|
| Power Supply (V/Hz/φ) | 220-240-50/60-1 |
| Full load amps (FLA) | .44 |
| Power Output (W) | 35 |

DIMENSIONS

| | | |
|-------------------------------|--------|-----------|
| Unit Dimensions (in) | Height | 9.4 |
| | Width | 33.1 |
| | Depth | 33.1 |
| Unit Net/Shipping Weight (lb) | | 68.4/83.8 |

WIRELESS REMOTE CONTROLLER SPECIFICATION

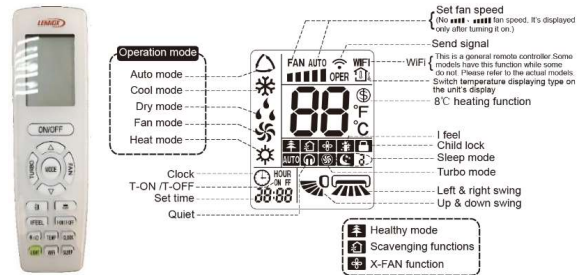
20U45 (YAP1F6)

| | |
|--------------|-------------------------------|
| Power Supply | 2 AAA Batteries (Included) |
|--------------|-------------------------------|

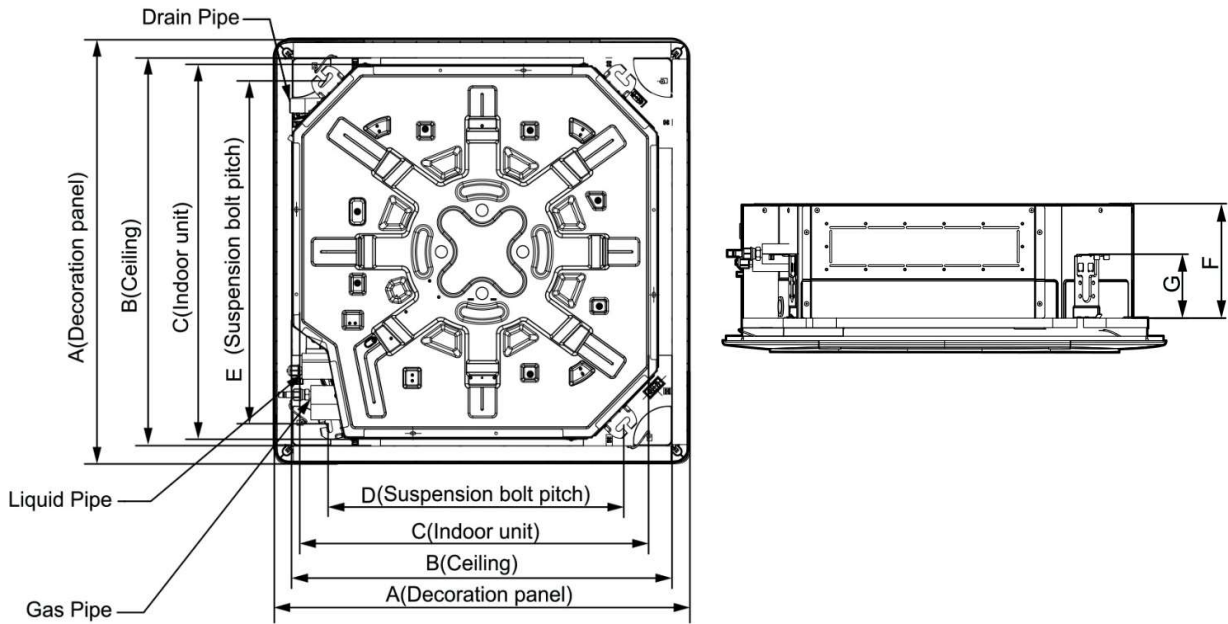
| | |
|----------------|-------------------------|
| Setpoint Range | 61°F(16°C) - 86°F(30°C) |
|----------------|-------------------------|

| | |
|---------------------------|------------|
| Effective Receiving Range | 26 ft.(8m) |
|---------------------------|------------|

DISPLAY



INDOOR DIMENSIONAL DRAWINGS - INCHES (MM)



| IDU | UNIT | A | B | C | D | E | F | G |
|---------|------|------|------|------|------|------|-----|-----|
| 36K/42K | mm | 950 | 870 | 840 | 680 | 780 | 240 | 135 |
| | inch | 37.4 | 34.3 | 33.1 | 26.8 | 30.7 | 9.4 | 5.3 |

NOTE – Due to Lennox' ongoing commitment to quality, Specifications, Ratings, and Dimensions are subject to change without notice and without incurring liability. Improper installation, adjustment, alteration, service or maintenance can cause property damage or personal injury. Installation and service must be performed by a qualified installer and servicing agency