



SUBMITTAL DATA - INDOOR UNIT
LCC4060-100P431
LCAC CASSETTE TYPE EVAPORATOR

Job: _____
 Location: _____
 Schedule No.: _____
 System Designation: _____

Engineer: _____
 Architect: _____
 Date: _____

FEATURES

- 360° Air Flow Panel
- Auto Restart
- Water pump build in
- Wireless Remote Included
- Follow Me function
- Washable filter

SPECIFICATIONS

PERFORMANCE

Cooling Capacity (Btu/h)		56,000
EER(W/W)		2.55
SEER(BTUH/W)		/
Heating Capacity (Btu/h)		/
HSPF(BTUH/W)		/
Airflow (CFM)	High	1,059
	Medium	941
	Low	824
Sound Pressure (dBA)	High	52.1
	Medium	44.4
	Low	42.5
External Static Rated Pressure (Pa)		-
External Static Pressure Range (Pa)		-

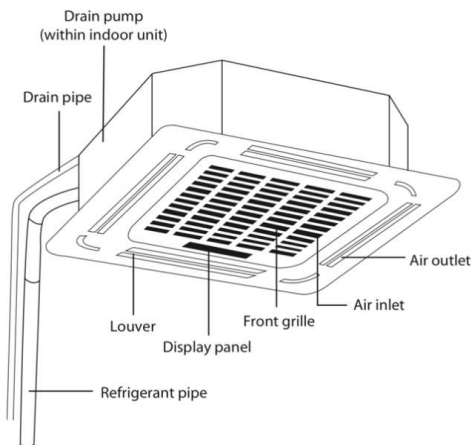
ELECTRICAL DATA

Power Supply (V/Hz/φ)		220-230/60/1
Max Current (A)	with 3 phase ODU	23.4
	with 1 phase ODU	34.6
Rated Current (A)	Cooling	1.43
	Heating	/

DIMENSIONS

Unit Dimensions (in)	Height	11.3
	Width	33.1
	Depth	33.1
Liquid Pipe Connection (in)		3/8"
Gas Pipe Connection (in)		3/4"
Shipping Weight (lb)		74.8
Net Weight (lb)		66.4

Model No.: LCC4060-100P431
CAT No.: Y6887



PRODUCT WARRANTY

5 Year Limited Warranty*

OPTIONAL ACCESORIES

Wired Control(21F37, KJR-120G2/TFBG-E-02)



NOTE – Due to Lennox' ongoing commitment to quality, Specifications, Ratings, and Dimensions are subject to change without notice and without incurring liability. Improper installation, adjustment, alteration, service or maintenance can cause property damage or personal injury. Installation and service must be performed by a qualified installer and servicing agency



SUBMITTAL DATA - INDOOR UNIT
LCC4060-100P431
LCAC CASSETTE TYPE EVAPORATOR

NOTES


Cooling and Heating Capacity data is rated at the following conditions:
 Cooling: 80°FDB / 67°FWB Indoor, 95°FDB/ 75°FWB Outdoor
 Heating: 68°FDB / 59°FWB Indoor, 45°FDB/ 43°FWB Outdoor

WIRELESS CONTROLLER SPECIFICATIONS

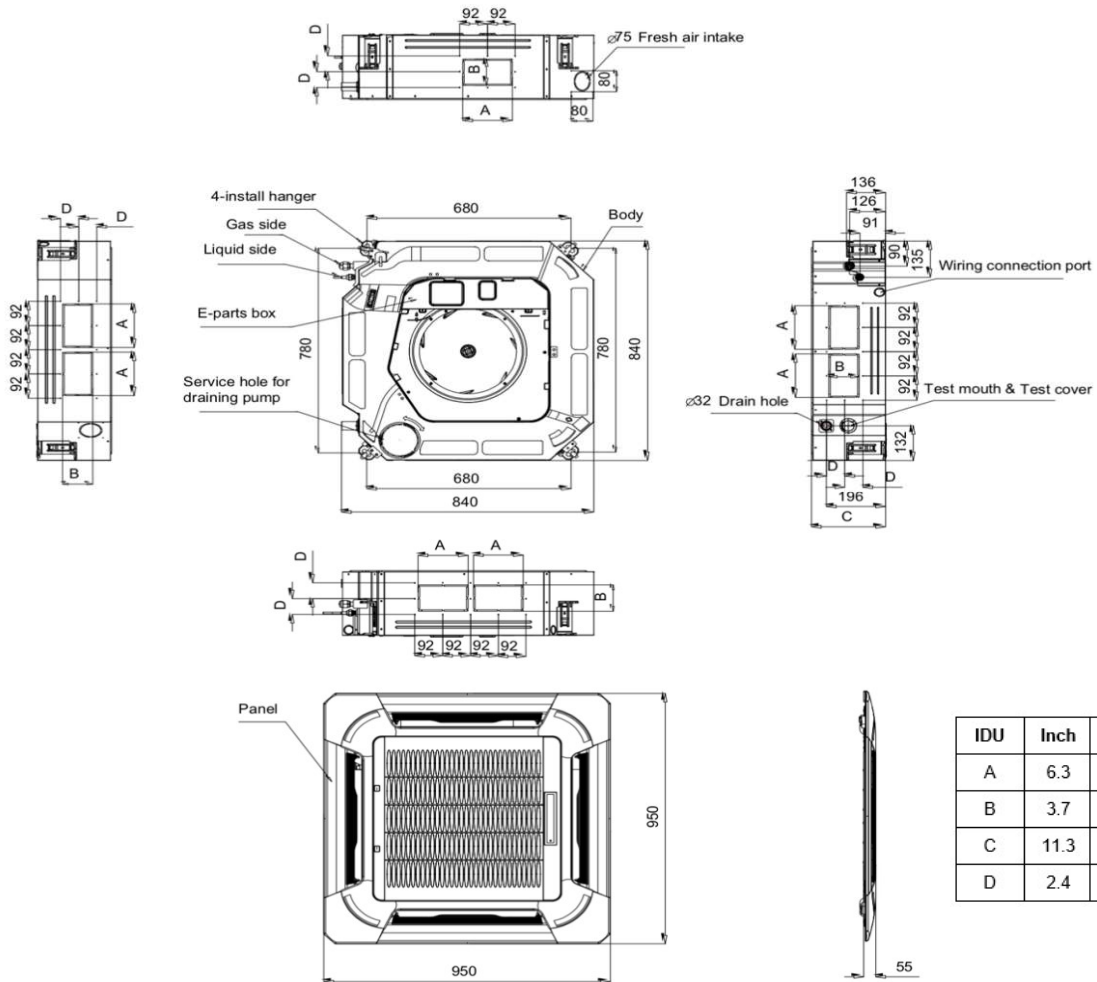
21F34 (RG66A1/BGEF)

Power Supply	2 AAA Batteries (Included)
Setpoint Range	62°F(17°C) - 86°F(30°C)
Effective Receiving Range	26 ft.(8m)

WIRELESS CONTROLLER DISPLAY



DIMENSIONAL DRAWINGS - INCHES (MM)



IDU	Inch	mm
A	6.3	160
B	3.7	95
C	11.3	287
D	2.4	60

NOTE – Due to Lennox' ongoing commitment to quality, Specifications, Ratings, and Dimensions are subject to change without notice and without incurring liability. Improper installation, adjustment, alteration, service or maintenance can cause property damage or personal injury. Installation and service must be performed by a qualified installer and servicing agency