



**SUBMITTAL DATA – WALL-MOUNTED
LM18HO-100T432-1 – LM18HI-100T432-1
SINGLE ZONE MINI-SPLIT HEAT PUMP**

Job: _____
Location: _____
Schedule No.: _____
System Designation: _____

Engineer: _____
Architect: _____
Date: _____

FEATURES

Outdoor Unit: **LM18HO-100T432-1**
Outdoor Unit Cat Number: **Y6773**

Indoor Unit: **LM18HI-100T432-1**
Indoor Unit Cat Number: **Y6772**



- 3 Meter Copper Pipe Included

- Auto Restart
- Four Selectable Fan Speeds
- Hidden LED Display
- Wireless Remote Included
- I Feel Function
- Health Function

PIPING

| Line Set and Elevation Guidelines | |
|--|-----------------|
| Maximum Line Set Length ft. (m) | 82.0 ft. (25 m) |
| Maximum Elevation - Outdoor Unit Below/Above Indoor Unit ft. (m) | 32.8 ft. (10 m) |
| Liquid Line Set Diameter (in.) | 1/4" |
| Gas Line Set Diameter (in.) | 1/2" |

PRODUCT WARRANTY

5 Year Limited Warranty*

OPTIONAL ACCESORIES

Filter



NOTE – Due to Lennox' ongoing commitment to quality, Specifications, Ratings, and Dimensions are subject to change without notice and without incurring liability. Improper installation, adjustment, alteration, service or maintenance can cause property damage or personal injury. Installation and service must be performed by a qualified installer and servicing agency



**SUBMITTAL DATA – WALL-MOUNTED
LM18HO-100T432-1 – LM18HI-100T432-1
SINGLE ZONE MINI-SPLIT HEAT PUMP**

OUTDOOR SPECIFICATIONS

| PERFORMANCE | |
|--------------------------|--------|
| Cooling Capacity (Btu/h) | 18,000 |
| EER(W/W) | 3.22 |
| SEER(BTUH/W) | / |
| Heating Capacity (Btu/h) | 18,800 |
| COP | 3.6 |

| | |
|-------------------------------------|--------------------------|
| Outdoor Fan Total Air Volume (CFM) | 1,412 |
| Ambient Temperature Operating Range | |
| Cooling | 64°F(18°C) - 109°F(43°C) |
| Heating | 19°F(-7°C) - 75°F(24°C) |

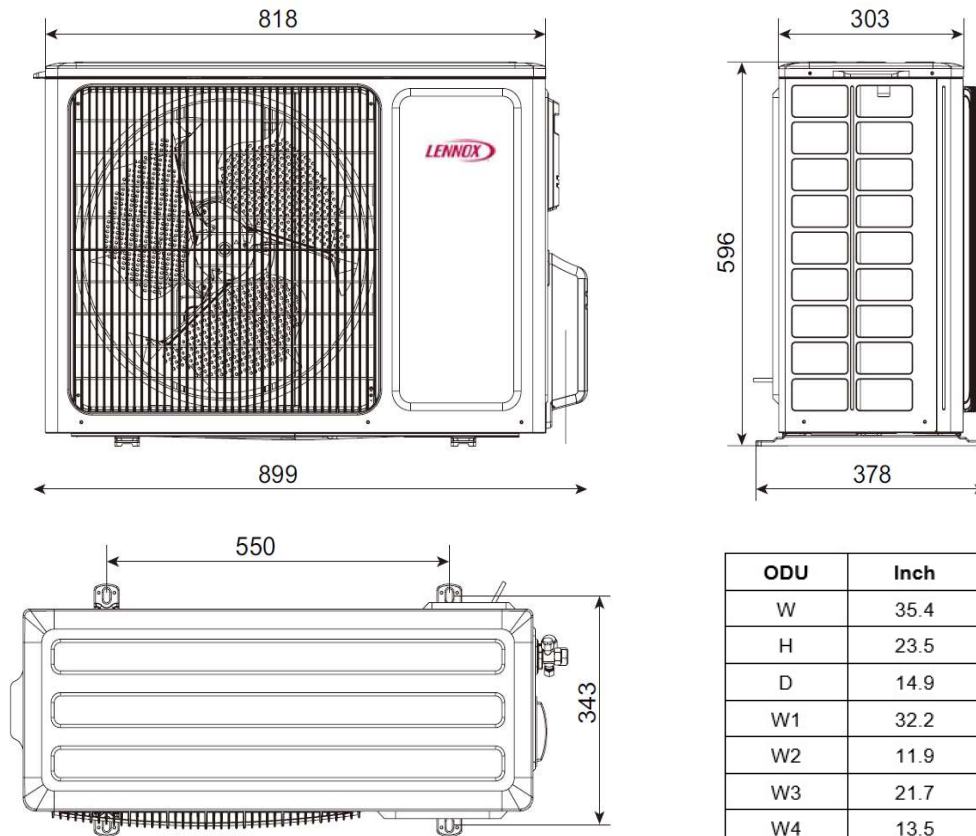
| ELECTRICAL DATA | |
|------------------------------------|-----------------|
| Power Supply (V/Hz/ϕ) | Supplied by IDU |
| Minimum Circuit Ampacity (A) | / |
| Maximum Overcurrent Protection (A) | / |
| Outdoor Fan Motor RLA (A) | .4 |
| Compressor RLA (A) | 7.7 |
| No. of Compressors | 1 |

| GENERAL DATA | |
|------------------------------------|--------------------|
| Connection Ratio (%) | 100% |
| Max. # of Indoor Units | 1 |
| Sound Data (dBA) - Cooling/Heating | 56 |
| Refrigerant type | R-410A |
| Factory refrigerant charge | 2.76 lbs. 44.1 oz. |

| DIMENSIONS | | |
|----------------------|--------|-------|
| Unit Dimensions (in) | Height | 23.5 |
| | Width | 35.4 |
| | Depth | 14.9 |
| Shipping Weight (lb) | | 109.1 |
| Net Weight (lb) | | 102.5 |

NOTES
1. Cooling and Heating Capacity data is rated at the following conditions:
Cooling: 80°FDB / 67°F WB Indoor, 95°FDB/75°F WB Outdoor
Heating: 68°FDB / 59°F WB Indoor, 45°FDB/ 43°F WB Outdoor

OUTDOOR DIMENSIONAL DRAWINGS - INCHES (MM)



NOTE – Due to Lennox’ ongoing commitment to quality, Specifications, Ratings, and Dimensions are subject to change without notice and without incurring liability. Improper installation, adjustment, alteration, service or maintenance can cause property damage or personal injury. Installation and service must be performed by a qualified installer and servicing agency



**SUBMITTAL DATA – WALL-MOUNTED
LM18HO-100T432-1 – LM18HI-100T432-1
SINGLE ZONE MINI-SPLIT HEAT PUMP**

INDOOR SPECIFICATIONS

PERFORMANCE

| | | |
|-------------------------------------|--------|-----|
| Airflow (CFM) | Turbo | 500 |
| | High | 459 |
| | Medium | 400 |
| | Low | 318 |
| External Static Pressure (in. w.g.) | | - |
| Sound Pressure (dBA) | Turbo | 47 |
| | High | 43 |
| | Medium | 39 |
| | Low | 35 |

ELECTRICAL DATA

| | |
|-----------------------|--------------|
| Power Supply (V/Hz/ϕ) | 220-240/50/1 |
| Rated load amps (RLA) | .35 |
| Power Output (W) | 35 |

DIMENSIONS

| | | |
|-------------------------------|--------|-----------|
| Unit Dimensions (in) | Height | 11.8 |
| | Width | 38.2 |
| | Depth | 8.8 |
| Unit Net/Shipping Weight (lb) | | 29.8/36.4 |

WIRELESS REMOTE CONTROLLER SPECIFICATIONS

Y6185

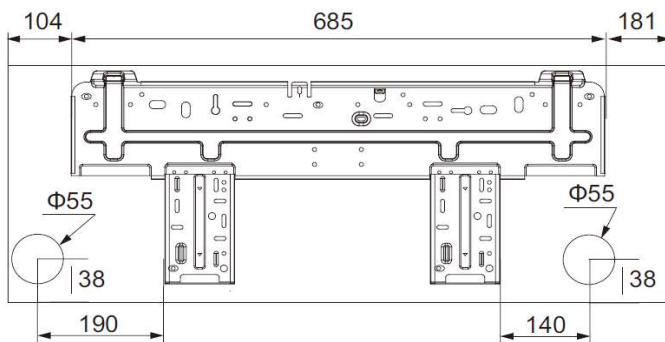
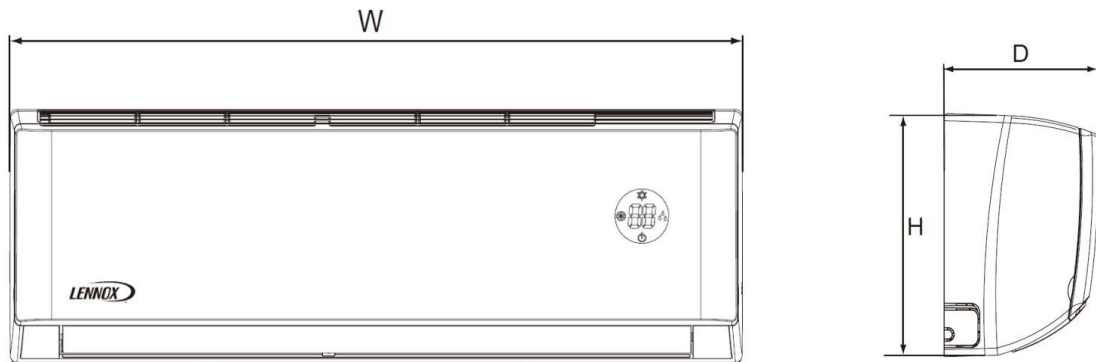
| | |
|---------------------------|-------------------------------|
| Power Supply | 2 AAA Batteries (Included) |
| Setpoint Range | 61°F(16°C) - 86°F(30°C) |
| Effective Receiving Range | 26 ft.(8m) |

DISPLAY

I feel --- Ajuste de la velocidad del ventilador
 Función de calefacción 8° C --- Enviar señal
 Modo de operación --- Modo turbo --- Operación de ventilación
 I Modo automático --- Función de saludable
 I Modo de enfriamiento --- Modo X - fan
 I Modo de secado --- Temperatura ajustada
 I Modo de ventilación --- Tiempo ajustado
 I Modo calentamiento --- Temporizador activado / Temporizador desactivado
 Reloj --- Bloqueo infantil
 Modo reposo --- Dirección arriba y abajo
 Luz ---

Tipo de temperatura mostrada
 Temperatura ajustada Temperatura ambiente interior.
 Temperatura ambiente exterior.

INDOOR DIMENSIONAL DRAWINGS - INCHES (MM)



| IDU | Inch | mm |
|-----|------|-----|
| W | 38.2 | 970 |
| H | 11.8 | 300 |
| D | 8.8 | 224 |

NOTE – Due to Lennox' ongoing commitment to quality, Specifications, Ratings, and Dimensions are subject to change without notice and without incurring liability. Improper installation, adjustment, alteration, service or maintenance can cause property damage or personal injury. Installation and service must be performed by a qualified installer and servicing agency