



**SUBMITTAL DATA – WALL-MOUNTED  
LM24HO-100T432-1 – LM24HI-100T432-1  
SINGLE ZONE MINI-SPLIT HEAT PUMP**

Job: \_\_\_\_\_  
Location: \_\_\_\_\_  
Schedule No.: \_\_\_\_\_  
System Designation: \_\_\_\_\_

Engineer: \_\_\_\_\_  
Architect: \_\_\_\_\_  
Date: \_\_\_\_\_


**FEATURES**

Outdoor Unit: **LM24HO-100T432-1**  
Outdoor Unit Cat Number: **Y6775**

Indoor Unit: **LM24HI-100T432-1**  
Indoor Unit Cat Number: **Y6774**



- 3 Meter Copper Pipe Included



- Auto Restart
- Four Selectable Fan Speeds
- Hidden LED Display
- Wireless Remote Included
- I Feel Function
- Health Function

**PIPING**

Line Set and Elevation Guidelines

Maximum Line Set Length ft. (m)	82.0 ft. (25 m)
Maximum Elevation - Outdoor Unit Below/Above Indoor Unit ft. (m)	32.8 ft. (10 m)
Liquid Line Set Diameter (in.)	1/4"
Gas Line Set Diameter (in.)	5/8"

**PRODUCT WARRANTY**

5 Year Limited Warranty\*

**OPTIONAL ACCESORIES**

Filter



**NOTE** – Due to Lennox' ongoing commitment to quality, Specifications, Ratings, and Dimensions are subject to change without notice and without incurring liability. Improper installation, adjustment, alteration, service or maintenance can cause property damage or personal injury. Installation and service must be performed by a qualified installer and servicing agency



**SUBMITTAL DATA – WALL-MOUNTED  
LM24HO-100T432-1 – LM24HI-100T432-1  
SINGLE ZONE MINI-SPLIT HEAT PUMP**

**OUTDOOR SPECIFICATIONS**

PERFORMANCE	
Cooling Capacity (Btu/h)	22,007
EER(W/W)	3.21
SEER(BTUH/W)	/
Heating Capacity (Btu/h)	23,000
COP	3.61

Outdoor Fan Total Air Volume (CFM)	1,647
Ambient Temperature Operating Range	
Cooling	64°F(18°C) - 109°F(43°C)
Heating	19°F(-7°C) - 75°F(24°C)

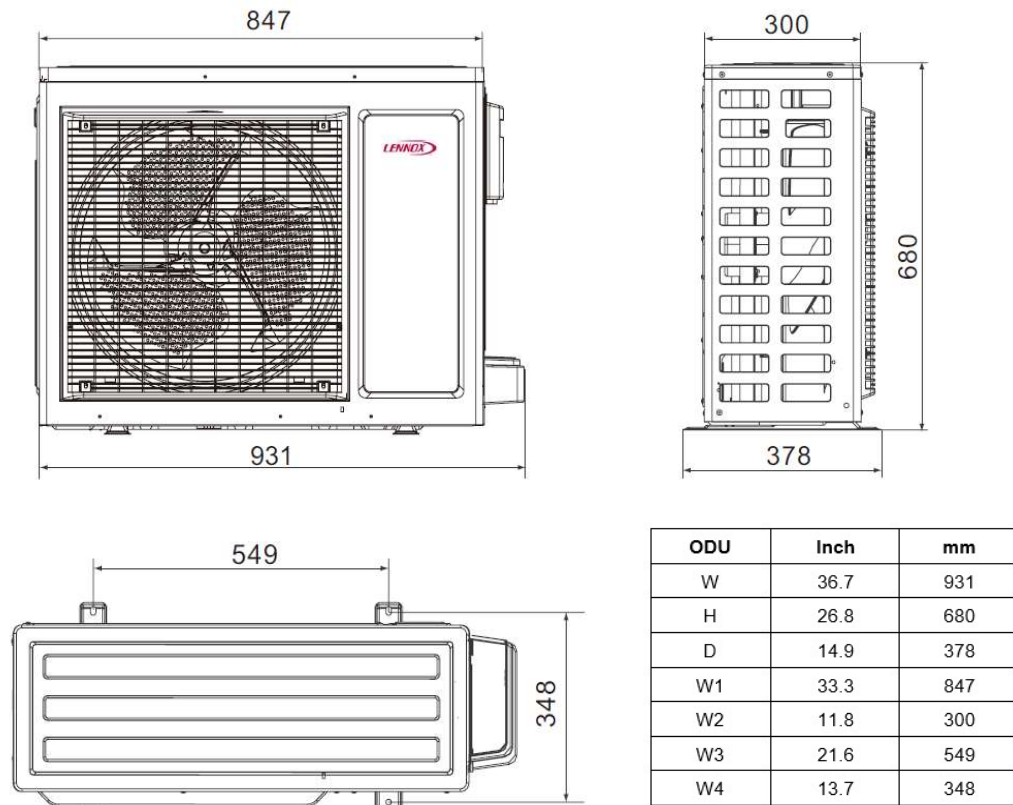
ELECTRICAL DATA	
Power Supply (V/Hz/ϕ)	Supplied by IDU
Minimum Circuit Ampacity (A)	/
Maximum Overcurrent Protection (A)	/
Outdoor Fan Motor RLA (A)	.75
Compressor RLA (A)	8.4
No. of Compressors	1

GENERAL DATA	
Connection Ratio (%)	100%
Max. # of Indoor Units	1
Sound Data (dBA) - Cooling/Heating	56
Refrigerant type	R-410A
Factory refrigerant charge	3.42 lbs. 54.7 oz.

DIMENSIONS		
Unit Dimensions (in)	Height	26.8
	Width	36.7
	Depth	14.9
Shipping Weight (lb)	123.5	
Net Weight (lb)	114.7	

**NOTES**  
1. Cooling and Heating Capacity data is rated at the following conditions:  
Cooling: 80°FDB / 67°FWB Indoor, 95°FDB/75°FWB Outdoor  
Heating: 68°FDB / 59°FWB Indoor, 45°FDB/ 43°FWB Outdoor

**OUTDOOR DIMENSIONAL DRAWINGS - INCHES (MM)**



**NOTE** – Due to Lennox’ ongoing commitment to quality, Specifications, Ratings, and Dimensions are subject to change without notice and without incurring liability. Improper installation, adjustment, alteration, service or maintenance can cause property damage or personal injury. Installation and service must be performed by a qualified installer and servicing agency



**SUBMITTAL DATA – WALL-MOUNTED  
LM24HO-100T432-1 – LM24HI-100T432-1  
SINGLE ZONE MINI-SPLIT HEAT PUMP**

**INDOOR SPECIFICATIONS**

**PERFORMANCE**

Airflow (CFM)	Turbo	647
	High	588
	Medium	471
	Low	383
External Static Pressure (in. w.g.)		-
Sound Pressure (dBA)	Turbo	45
	High	43
	Medium	37
	Low	35

**ELECTRICAL DATA**

Power Supply (V/Hz/ϕ)	220-240/50/1
Rated load amps (RLA)	.35
Power Output (W)	35

**DIMENSIONS**

Unit Dimensions (in)	Height	12.8
	Width	42.4
	Depth	9.7
Unit Net/Shipping Weight (lb)		37.5/45.2

**WIRELESS REMOTE CONTROLLER SPECIFICATIONS**

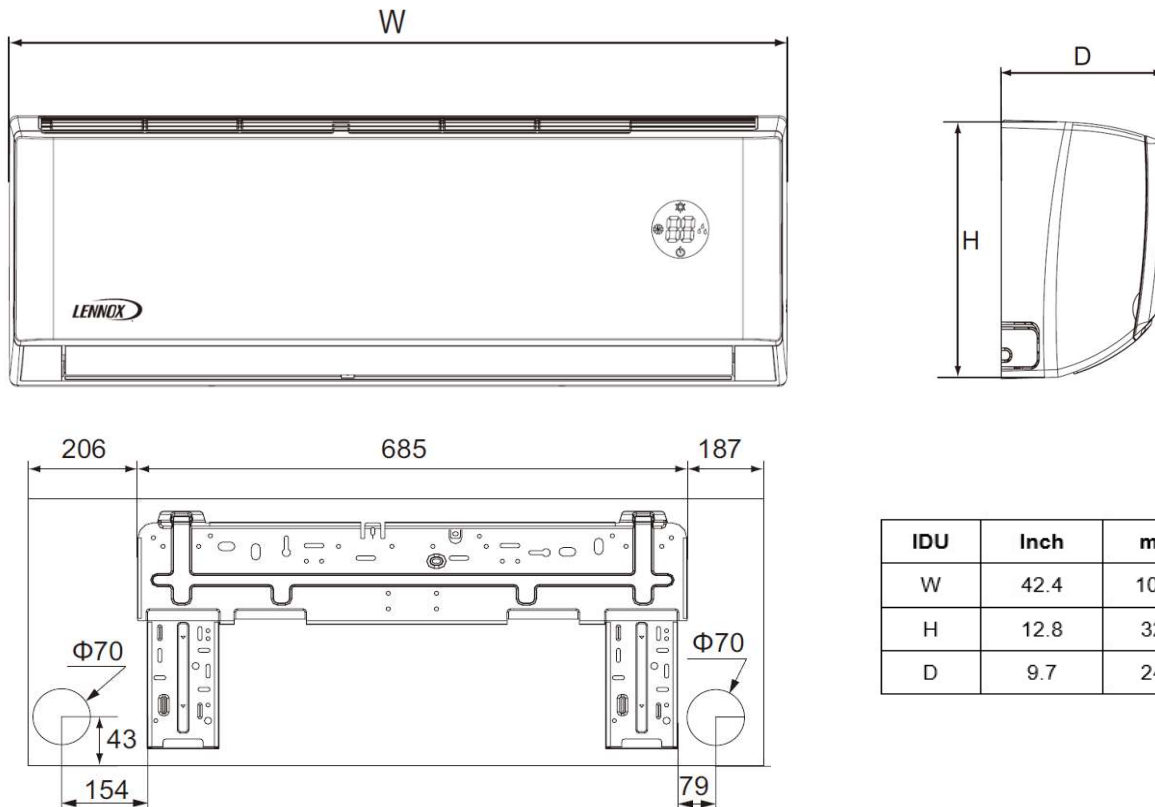
**Y6185**

Power Supply	2 AAA Batteries (Included)
Setpoint Range	61°F(16°C) - 86°F(30°C)
Effective Receiving Range	26 ft.(8m)

**DISPLAY**

I feel - Ajuste de la velocidad del ventilador  
 Función de calefacción 8° C - Enviar señal  
 Modo de operación - Modo turbo - Operación de ventilación  
 Modo automático - Función de saludable  
 Modo de enfriamiento - Modo X - fan  
 Modo de secado - Temperatura ajustada  
 Modo de ventilación - Tiempo ajustado  
 Modo calentamiento - Temporizador activado / Temporizador desactivado  
 Reloj - Bloqueo infantil  
 Luz - Dirección arriba y abajo  
 Tipo de temperatura mostrada  
 Temperatura ajustada Temperatura ambiente interior  
 Temperatura ambiente exterior

**INDOOR DIMENSIONAL DRAWINGS - INCHES (MM)**



IDU	Inch	mm
W	42.4	1078
H	12.8	325
D	9.7	246

**NOTE** – Due to Lennox’ ongoing commitment to quality, Specifications, Ratings, and Dimensions are subject to change without notice and without incurring liability. Improper installation, adjustment, alteration, service or maintenance can cause property damage or personal injury. Installation and service must be performed by a qualified installer and servicing agency